







Reception Long Term English Plan

	Autumn 1	Autumn 2	Spring 1	Spring 2	Summer 1	Summer 2
Key Texts						
Authentic Writing Opportunities	Write a Christmas list to Santa.		To create a recipe for a Fruit Kebab to share with our families.		To create a leaflet explaining how we can care for our planet.	
Communication Language and Literacy				Physical Development		
<ul style="list-style-type: none"> Understand how to listen carefully and why listening is important. Learn new vocabulary. Use new vocabulary through the day. Ask questions to find out more and to check they understand what has been said to them. Articulate their ideas and thoughts in well-formed sentences. Connect one idea or action to another using a range of connectives. Describe events in some detail. 				<ul style="list-style-type: none"> Develop their small motor skills so that they can use a range of tools competently, safely and confidently. Suggested tools: pencils for drawing and writing, paintbrushes, scissors, knives, forks and spoons. Use their core muscle strength to achieve a good posture when sitting at a table or sitting on the floor. Combine different movements with ease and fluency. 		

- Use talk to help work out problems and organise thinking and activities, and to explain how things work and why they might happen.
- Develop social phrases.
- Engage in story times.
- Listen to and talk about stories to build familiarity and understanding.
- Retell the story, once they have developed a deep familiarity with the text, some as exact repetition and some in their own words.
- Use new vocabulary in different contexts.
- Listen carefully to rhymes and songs, paying attention to how they sound.
- Learn rhymes, poems and songs.
- Engage in non-fiction books.
- Listen to and talk about selected non-fiction to develop a deep familiarity with new knowledge and vocabulary.

ELG: Listening, Attention and Understanding

- Listen attentively and respond to what they hear with relevant questions, comments and actions when being read to and during whole class discussions and small group interactions.
- Make comments about what they have heard and ask questions to clarify their understanding.

- Develop the foundations of a handwriting style which is fast, accurate and efficient.

ELG: Physical Development

- Hold a pencil effectively in preparation for fluent writing – using the tripod grip in almost all case

- Hold conversation when engaged in back-and-forth exchanges with their teacher and peers.

ELG: Speaking and Listening

- Participate in small group, class and one-to-one discussions, offering their own ideas, using recently introduced vocabulary.
- Offer explanations for why things might happen, making use of recently introduced vocabulary from stories, non-fiction, rhymes and poems when appropriate.
- Express their ideas and feelings about their experiences using full sentences, including use of past, present and future tenses and making use of conjunctions, with modelling and support from their teacher.

Literacy

- Read individual letters by saying the sounds for them.
- Blend sounds into words, so that they can read short words made up of known letter-sound correspondences.
- Read some letter groups that each represent one sound and say sounds for them.

Expressive Arts and Design

- Return to and build on their previous learning, refining ideas and developing their ability to represent them.
- Listen attentively, move to and talk about music, expressing their feelings and responses.
- Watch and talk about dance and performance art, expressing their feelings and responses.



- Read a few common exception words matched to the school's phonic programme.
- Read simple phrases and sentences made up of words with known letter-sound correspondences and, where necessary, a few exception words.
- Re-read these books to build up their confidence in word reading, their fluency and their understanding and enjoyment.
- Form lower-case and capital letters correctly.
- Spell words by identifying the sounds and then writing the sound with letter/s.
- Write short sentences with words with known letter-sound correspondences using a capital letter and full stop.
- Re-read what they have written to check that it makes sense.

ELG: Comprehension

- Demonstrate understanding of what has been read to them by retelling stories and narratives using their own words and recently introduced vocabulary.
- Anticipate (where appropriate) key events in stories.
- Use and understand recently introduced vocabulary during discussions about stories, non-fiction, rhymes and poems and during role play

- Develop storylines in their pretend play.

ELG: Creating with Materials

- Safely use and explore a variety of materials, tools and techniques, experimenting with colour, design, texture, form and function.
- Make use of props and materials when role playing characters in narratives and stories.

ELG: Being Imaginative and Expressive

- Invent, adapt and recount narratives and stories with peers and their teacher.
- Sing a range of well-known nursery rhymes and songs.
- Perform songs, rhymes, poems and stories with others, and (when appropriate) try to move in time with music

ELG: Word Reading

- Say a sound for each letter in the alphabet and at least 10 digraphs.
- Read words consistent with their phonic knowledge by sound-blending.
- Read aloud simple sentences and books that are consistent with their phonic knowledge, including some common exception words

ELG Writing

- Write recognisable letters, most of which are correctly formed;
- Spell words by identifying sounds in them and representing the sounds with a letter or letters;
- Write simple phrases and sentences that can be read by others.